

Hoopla is an online streaming service that allows Pueblo City-County Library District patrons access to over 600,000 titles of digital music, movies, television episodes, audiobooks, comics, and ebooks.

PCCLD library card holders can check out **15 titles per calendar month** (ex: Jan 1-31). Unused checkouts do not roll over to the next month.

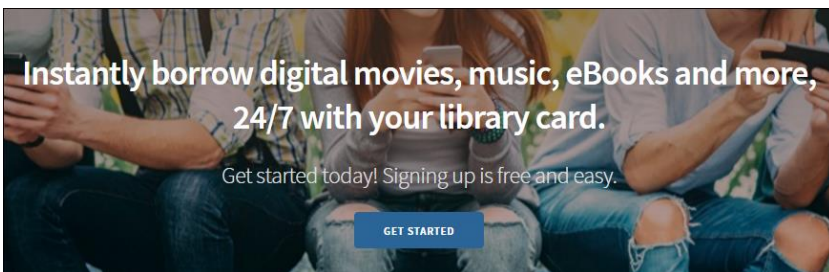
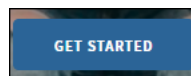
Loan Periods

eBooks	Audiobooks	Music	Movies	Television Shows
21 days	21 days	7 days	3 days	3 days

Use Hoopla on Computer

Use the same Hoopla Account credentials to sign into apps installed on all devices.

STEP 1: Go to www.hoopladigital.com →



STEP 2: Complete account

information →



A form for account creation with a 'LOGIN' tab and a 'SIGN UP' tab. It contains four input fields: 'Email', 'Confirm email', 'Password (8-40 characters)', and 'Confirm password'. A 'CONTINUE' button is at the bottom.

STEP 3: Choose Pueblo City-County

Library District →



A screen titled 'Choose your library' with a progress indicator showing '1 Choose your library', '2 Library Card', and '3 Confirmation'. It includes instructions to 'click a nearby library' and 'Enable location services in your browser to allow hoopla to find nearby libraries.' A dropdown menu is set to 'Pueblo City County Library District'. A 'NEXT' button is at the bottom.

STEP 4: Enter PCCLD Library Card

number and PIN →



A screen titled 'Library Card' with a progress indicator showing '1 Choose your library', '2 Library Card', and '3 Confirmation'. It has two input fields: 'Library card' (with a red error message 'Library card required') and 'Pin'. 'PREVIOUS' and 'NEXT' buttons are at the bottom.

STEP 5: Select Notifications you

would like to receive →



A screen titled 'Confirmation' with a progress indicator showing '1 Choose your library', '2 Library Card', and '3 Confirmation'. It includes a green arrow pointing to the 'SIGN ME UP' button and text: 'Your experience is only one click away!', 'I want to receive email communications to stay up to date on hoopla content and features!', and 'I want to receive notifications about my account on my mobile devices.' A 'SIGN ME UP' button is at the bottom.

STEP 6: "DONE"

A screen with a green arrow pointing to the 'DONE' button and text: 'Thanks for signing up. Here's some information about hoopla so you know what to expect.', 'Your library allows patrons to borrow up to 10 titles from hoopla each month.', 'Your library offers audiobook, movie, music, comic, ebook and television titles through hoopla.', and 'For any help using hoopla, please call us at 3067776000 and we'd be happy to assist you.' A 'DONE' button is at the bottom.

Install Hoopla App



STEP 1: Go to the **Play Store** (Android), **App Store** (Apple iOS) or **Amazon** (Kindle Fire, 4th generation and up) on your device.

STEP 2: Search and install the Hoopla Digital app.

STEP 3: Sign into account using your Hoopla account credentials or create a new Hoopla Digital account.

Browse Content

Search by title, author, keyword, or artist

Explore Hoopla by content type (audiobooks, movies, music, etc.)

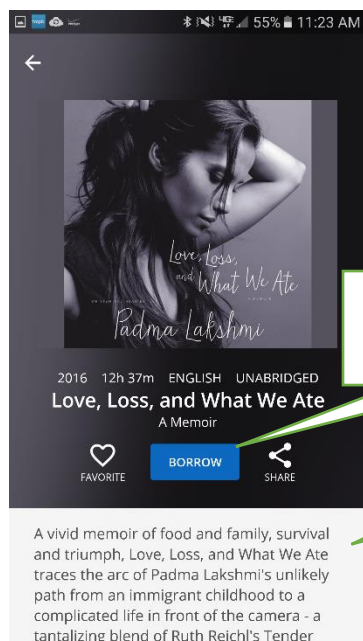
Settings

Play & view titles **Borrowed**. Borrow up to 15 per month.

Click on Cover Image to view title

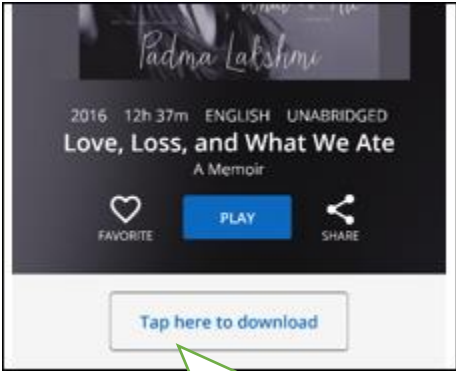
The screenshot shows the Hoopla app interface. At the top, there is a search bar and a settings icon. Below the search bar are navigation tabs: Home, Borrowed, History, and Favorites. Underneath are content type buttons: Audiobooks, Movies, Music, Comics, Ebooks, and Television. The main content area is divided into sections: 'Continue Streaming' with three book covers ('Don't Be Cruel', 'Raw Like Sushi', 'Maybe You've...') and 'Featured Audiobooks' with three audiobook covers ('Love, Loss, an...', 'Between Heav...', 'Operation Ha...').

Borrow Titles



Borrow title to add to your account.

View synopsis



Download titles to view or listen to content without Wi-Fi

- PCCLD patrons can borrow **15 titles per calendar month**.
- Titles cannot be renewed, but users can re-borrow an item. Note: this will count against borrowing limits.
- Items can sync between devices.
- Download a title from the app to view or listen to without Wi-Fi signal.
- Recommended to use Chrome or Safari Browser. Firefox requires Widevine plugin to view movies.
- No need to return titles. All titles are returned automatically at end of the checkout period.
- Hoopla movies can be viewed on your TV via Apple TV, Roku, or Chromecast.

More help can be found at

<https://www.hoopladigital.com/help>

<http://www.pueblolibrary.org/digitalmedia>

Need Assistance?
Call 719-562-5600